


## WELCAST STEELS LTD

Regd.Off: Plot No.15,Phase-I, Peenya Industrial Area Bangalore 560 058.

## UN-AUDITED FINANCIAL RESULTS FOR THE QUARTER ENDED 30TH SEPTEMBER, 2009

Rs in Lakhs


Sr. No	PARTICULARS	(1)	(2)	(3)	(4)	(5)
		3 Months ended 30-09-2009	Corresponding 3 months ended in the previous year 30-09-2008	Year to date figures for the current period ended 30-09-2009	Year to date figures for the previous year ended 30-09-2008	Previous accounting year ended 31-03-09
		-Audited- Un audited	-Audited- Un audited	-Audited- Un audited	-Audited- Un audited	Audited Un audited
1	a) Net Sales/Income from Operations	2,762.59	6,000.91	5,899.40	10,961.25	18,962.76
	b) Other Operating Income	-	-	-	-	-
2	Expenditure:					
	a. (Increase)/decrease in stock in trade and work in progress	7.48	(338.07)	168.64	(411.50)	(391.26)
	b. Consumption of raw material	1,636.19	4,497.03	3,363.88	8,039.50	12,807.08
	c. Purchase of traded goods	-	131.10	20.20	131.10	334.47
	d. Employees cost	130.67	145.50	266.33	284.86	568.38
	e. Depreciation *	91.30	80.78	180.86	157.27	383.03
	f. Power charges	421.25	563.19	854.90	1,089.18	2,089.97
	g. Other expenditure	352.65	630.57	754.50	1,150.31	2,139.08
	h. General Administrative Expenses	22.37	36.87	59.17	59.96	120.40
	i. Selling & Distribution Expenses	72.82	132.39	137.74	232.22	451.71
3	Profit from Operations before Other Income, Interest & Exceptional Items (1-2)	27.86	121.55	93.17	228.35	459.90
4	Other Income	27.48	17.11	33.50	24.60	39.71
5	Profit before Interest & Exceptional Items (3+4)	55.34	138.66	126.67	252.95	499.61
6	Interest	14.16	31.25	31.92	64.28	122.32
7	Profit after Interest but before Exceptional Items (5-6)	41.18	107.41	94.75	188.67	377.29
8	Exceptional Items	-	-	-	-	-
9	Profit (+)/ Loss(-) from Ordinary Activities before tax (7+8)	41.18	107.41	94.75	188.67	377.29
10	Tax Expenses	24.40	38.83	44.90	67.80	150.37
11	Net Profit (+)/ Loss(-) from Ordinary Activities after tax (9-10)	16.78	68.61	49.85	120.87	226.92
12	Extraordinary Items(net of tax expenses Rs..)	-	-	-	-	-
13	Net profit (+)/Loss (-) for the period(11-12)	16.78	68.61	49.85	120.87	226.92
14	Paid-up equity share Capital (Face Value of Rs.10 per equity share)	63.82	63.82	63.82	63.82	63.82
15	Reserves excluding Revaluation Reserves as per balance sheet of previous accounting year	-	-	-	-	1,927.47
16	Earnings per Share(EPS)					
	(a) Basic and diluted EPS before Extraordinary items for the period, for the year to date and for the the previous year (not to be annualised)	2.64	10.76	7.82	18.95	35.56
	(b) Basic and diluted EPS after Extraordinary items for the period, for the year to date and for the the previous year (not to be annualised)	2.64	10.76	7.82	18.95	35.56



17	Public shareholding:					
	-Number of Shares	181280	181280	181280	181280	181280
	-Percentage of Shareholding	28.41	28.41	28.41	28.41	28.41
18	Promoters and promoter group:					
	Shareholding**					
	a)pledged/Encumbered					
	- Number of Shares	NIL	NIL	NIL	NIL	NIL
	-Percentage of Shares(as a % of the total shareholding of promoter and promoter group)	NIL	NIL	NIL	NIL	NIL
	-Percentage of Shares(as a % of the total share capital of the company)	NIL	NIL	NIL	NIL	NIL
	b) Non-encumbered					
	- Number of Shares	4,56,881	4,56,881	4,56,881	4,56,881	4,56,881
	-Percentage of Shares(as a % of the total shareholding of promoter and promoter group)	71.59%	71.59%	71.59%	71.59%	71.59%
	-Percentage of Shares(as a % of the total share capital of the company)	71.59%	71.59%	71.59%	71.59%	71.59%
a	The above results were taken on record at the meeting of the Board of Directors held on 30.10.2009					
b	Contingent liability to the extent not provided in respect of disputed customs duty Rs.556.37 lacs, Income tax of Rs.6.04 lacs and interest on arrears of lease rent paid Rs.7.60 lacs					
c	Deferred tax represents estimated liability /asset in respect of timing differences of current year, provided in accordance with the mandatory accounting standard "Accounting for taxes on income"(AS-22).					
d	Previous period's figures have been regrouped/reclassified to conform to current period classifications.					
e	AIA Engineering Limited holding company is holding 4,56,881 equity shares aggregating to 71.59% of the share capital.					
f	There is a change in method of valuation of raw materials & stores from FIFO hither to followed to Weighted Average Cost, consequent to this change the closing stock value of raw materials and profit for the period is increased by Rs.21.38 lacs. The consequential impact due to this change with regard to stores & spares is not ascertainable, however such impact on the profit for the quarter would not be material.					
g	Details of Investors' complaints	At the beginning of the quarter	Received during the quarter	Disposed off during the quarter	Pending at the end of the quarter	
		Nil	1	1	Nil	

\*Net of withdrawal from revaluation reserve.

for WELCAST STEELS LIMITED




VINOD NARAIN-  
CHAIRMAN

DATE:30.10.2009  
PLACE: BANGALORE

As per our limited Review Report



For DAGLIYA & CO.  
  
Partner